

RH



compliance made easy

PRODUCT TESTING
FOR PARTNERS

TABLE OF CONTENTS

RH TESTING OVERVIEW – 3
TESTING IN ICW – 4
LOGGING IN TO ICW – 5
ICW STATUSES & SKU GROUPING – 6 TO 7
PRODUCT TESTING WORKFLOW – 8
ACKNOWLEDGE AND QUOTE – 10 TO 14
VIEW AND ACCEPT QUOTE – 16
FILL IN TEST REPORT FORM – 17
SAMPLE SUBMISSION – 18
TEST RESULTS – 19
CAP SUBMISSION AND RETEST – 21
REQUEST ADDITIONAL QUOTES & CANCEL TASKS – 22
DOWNLOAD & EXPORT MATRIX – 23

RH TESTING OVERVIEW

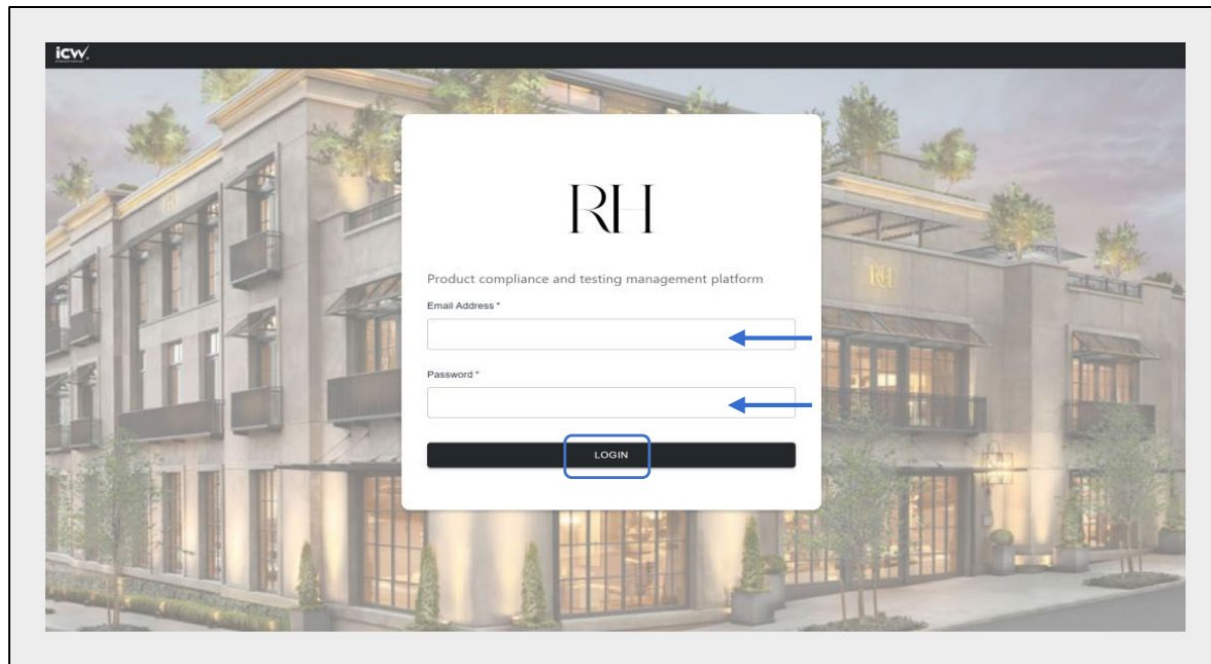
- Products need to be tested and receive passing test results (or grouped to a like product that has current passing test results).
- RH Compliance determines which products and which tests to perform.
- Partners should always produce extra samples for testing.
- Tested product should not be shipped back to RH for resale purposes.
- Regulatory retesting is required for all re-ordered products.
- Children's Products require retesting every year (If at anytime during this one-year period the design, components, parts, factory or partner changes, this product must be resubmitted for testing).
- Teen and Main Brand Products require retesting every three years (If at anytime during this three-year period the design, components, parts, factory or partner changes, this product must be resubmitted for testing).
- Testing is done at the Partner's expense. Product should be built to ensure that test standards and regulations will be met to avoid corrective action tests. Baby, Child, and Teen Partners ONLY - Please continue to bill RH AP in iCW.
- For Product Safety and Compliance requirements, see the RH Testing Requirements Matrix applicable to your product. The current versions of the Matrices are available on the Partner Operations Manual Chapter 7 – Product Testing. <https://secure.grovesite.com/login>



TESTING IN ICW

- iCW is the online platform RH uses to communicate and track testing.
- All RH Partners must have an iCW account. If you do not have one, please reach out to partneroperations@rh.com.
- RH gives Partners testing direction through iCW.
- Partners accept testing direction in iCW and must fill out the Test Request Form (TRF).
- Partners submit TRF to RH approved test labs in iCW.
- Testing progress is tracked in iCW.
- Labs submit test results in iCW and upload test reports.
- Failing results trigger generation of retest request form in iCW unless RH waives failure in iCW.

LOGGING IN TO iCW



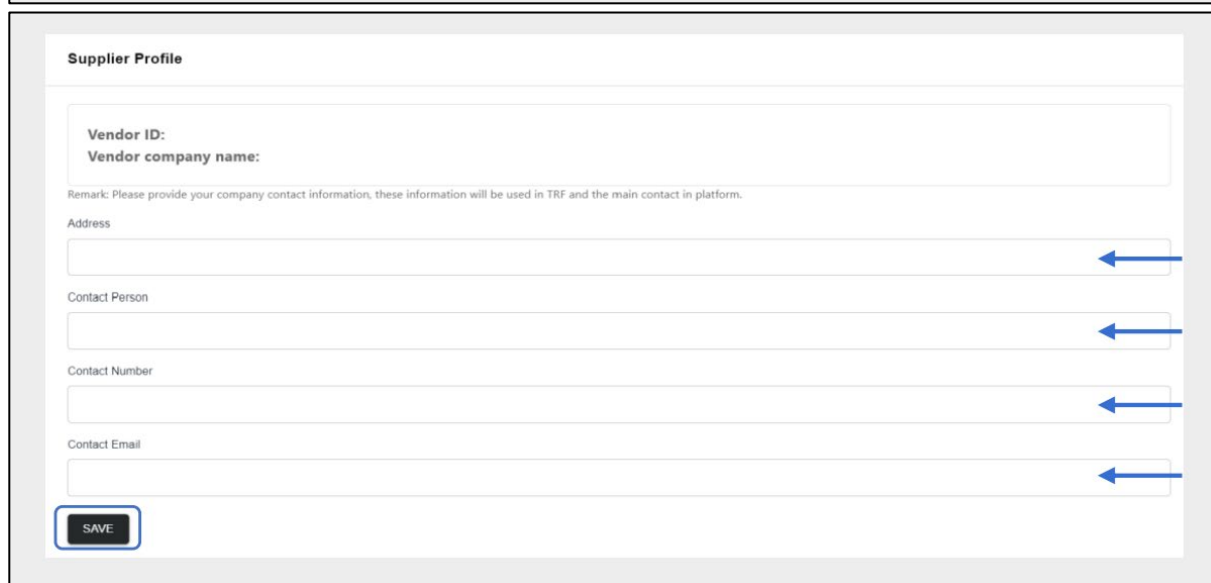
The login form is centered on a background image of a modern building. It features the 'RH' logo at the top, followed by the text 'Product compliance and testing management platform'. Below this are two input fields: 'Email Address *' and 'Password *', each with a blue arrow pointing to it. At the bottom is a black button labeled 'LOGIN'.

Log in to the platform: rh.icw.io with your assigned email and password

You can now start managing product testing, view test matrix, and collaborate with RH, agents and labs in this platform

1. Enter the Email Address.
2. Enter the Password.
3. Select LOGIN.

First-time user:
Fill in the Supplier Profile



The 'Supplier Profile' form is titled 'Supplier Profile' at the top. It contains a section for 'Vendor ID:' and 'Vendor company name:'. Below this is a remark: 'Remark: Please provide your company contact information, these information will be used in TRF and the main contact in platform.' The form then has four input fields: 'Address', 'Contact Person', 'Contact Number', and 'Contact Email', each with a blue arrow pointing to it. At the bottom is a black button labeled 'SAVE'.

1. Enter the Address.
2. Enter the Contact Person.
3. Enter the Contact Number.
4. Enter the Contact Email.
5. Select SAVE.





For support with login:
support_rh@icw.io
To obtain a new login:
partneroperations@rh.com



ICW STATUSES & SKU GROUPING

The testing status can be distinguished by the Traffic Lights; colors and shapes shown in the legend below:

(All SKU page)

Icon Shape	Require Testing	Icon
PRIME SKU	Yes	 or 
PIM SKU	No (share result of Prime SKU)	 or 

THE SKU GROUPING PROCESS



Grouping is the process whereby Compliance reviews new items and determines which need to be tested. Typically, RH Compliance selects only a few of the new items from each new collection for testing. PRIME SKUs in iCW (or Test SKUs) are those which are selected for testing because they are unique, or they are representative of other items in the same collection.

Grouped Items, or PIM SKUs, are those which share the same materials and construction with a Prime SKU, are expected to perform the same as the Prime SKU and therefore, can share the results of the Prime SKU.

PRIME SKUs will be requested for FULL PROTOCOL TESTING in iCW. Test Levels will be requested based on the assigned matrix on all newness and regardless of how they were tested prior. You may upload a valid product or component test report for the Lab to review in lieu of testing. See page 11 for the instructions to upload.

TEST LEVELS

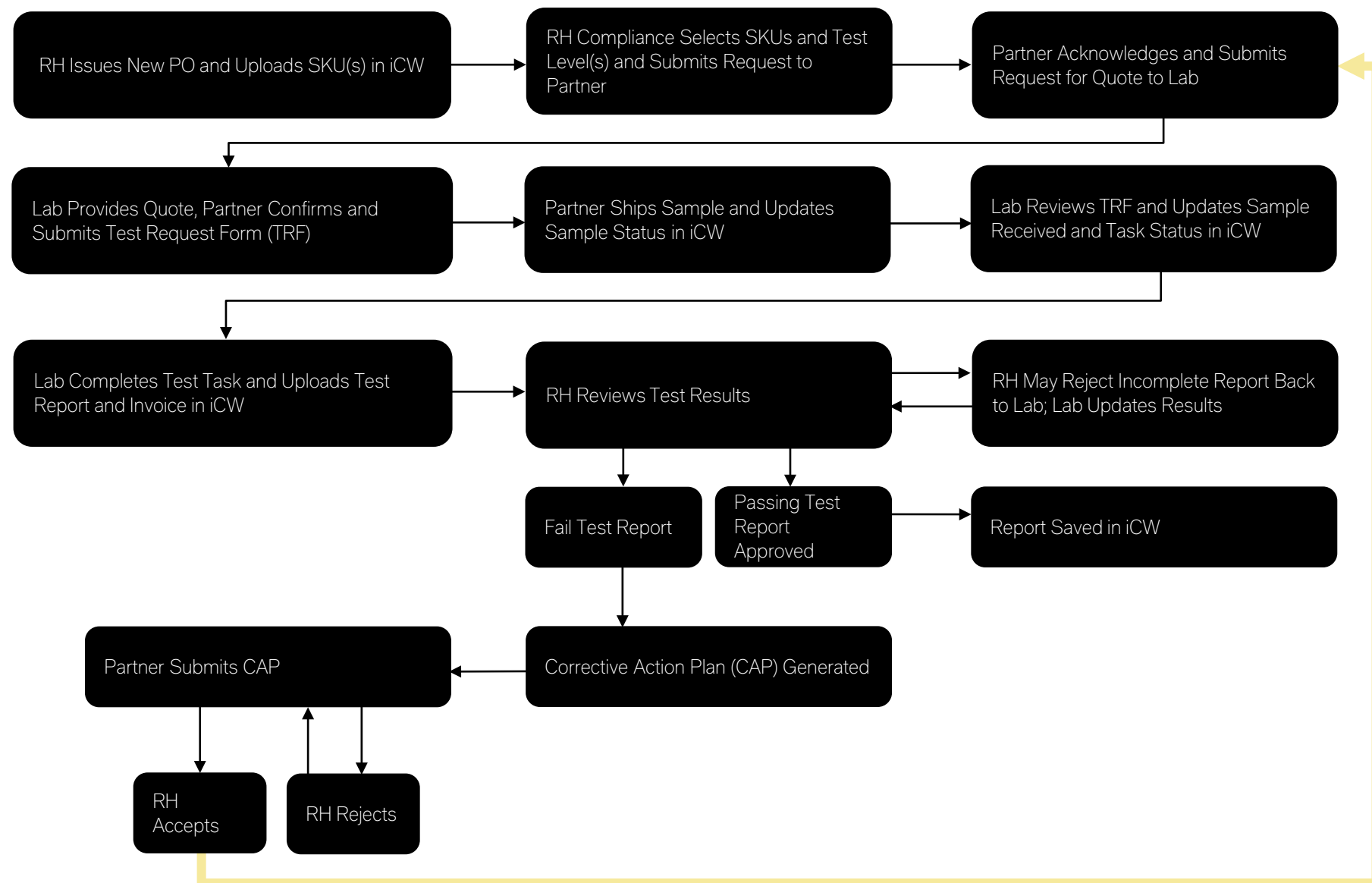
- Analytical (A)
- Flammability (F)
- Performance & Construction (P)
- Labeling (L)
- Quality (Q)
- Colorfastness (C)

Priority	Status	Definition
Highest ↓	  CAP Rejected	RH Compliance reviewed and rejected the proposed Corrective Action (CAP). Partner must resubmit.
↓	  Rejected - Request CAP	RH Compliance reviewed the completed Test Report and requested a Corrective Action to resolve a failure.
↓	  Rejected - Update Report	RH Compliance may reject incomplete Test Report back to the Lab and request that Lab updates the results.
↓	  Completed - Fail	Lab completed the task with FAIL result.
↓	  CAP Pending Approval	Partner submitted the CAP and awaiting RH Compliance's approval to move forward with retesting.
↓	  Task Pending	A new task has been assigned. Partner must acknowledge, request a quote and prepare samples for testing.
↓	  Task Pending (Retest)	The SKU went through the CAP flow and has a retest test request open. Awaiting partner to acknowledge and open task.
↓	  Waiting for Lab Quote	Awaiting a quote from the Lab.
↓	  Quote Available	A quote is available for review.
↓	  Quote Confirmed	Partner confirmed the quote and submitted Test Request Form(TRF)
↓	  Sample Sent	Partner sent the sample for testing and provided sample sent information.
↓	  Sample Received	Lab received the sample for testing and provided Estimated Completion Date (ECD).
↓	  Pending	Task is in queue for testing.
↓	  In Progress	Testing in progress.
↓	  In Progress - Update Result and Reports	Awaiting Test Report upload.
↓	  Completed	Lab completed the task with PASS result.
↓	  Completed -Pending	Testing partially completed, awaiting Full Protocol (all test levels) result.
↓	  Completed - Conditional approved	Testing completed and approved - Ready to ship.
↓	  Completed - Approved	Testing completed and approved - Ready to ship.
LOWEST ↓	  Cancelled	The task is cancelled.



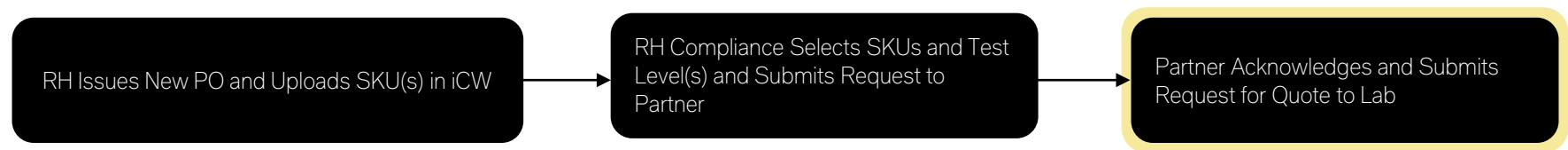
PRODUCT TESTING WORKFLOW

WHERE YOU ARE
Refer to this icon in the top right corner to reference where you are in the flow chart





THE NEXT 5 PAGES ARE THE STEP-BY-STEP INSTRUCTIONS TO ACKNOWLEDGE TEST REQUEST AND SUBMIT REQUEST FOR QUOTE



ACKNOWLEDGE AND QUOTE

TWO WAYS TO FIND TEST REQUESTS OR TASK PENDING

Partner Acknowledges and
Submits Request for Quote to Lab

The screenshot shows the iCw system interface. At the top, there are tabs for 'All SKU', 'Task List', and 'Test Matrix'. Below these, there are several filter dropdowns: 'Dept Num & Desc', 'Vendor', 'Export Market', and 'Concept'. To the right of these filters is a search bar with a magnifying glass icon and the text 'Search Keywords', followed by a 'SEARCH' button. The search bar and button are highlighted with a blue box. Below the filters, there are buttons for 'Important Status' and 'More Status'. At the bottom, there is a table with columns for 'PIM SKU SrcNum / CW Item Description', 'Dept NUM / DESC', 'Vendor Num', 'Concept', 'US', 'EU', and 'UK'.

1. Partner will receive an email notification from RH that lists the specific SKU for testing. Partner can then search that SKU in the iCw search bar

The screenshot shows the iCw system interface with the 'Task Pending' status selected in the filter dropdown. The 'Task Pending' status is highlighted with a blue box. Below the filter dropdown, there is a table with columns for 'PIM SKU SrcNum / CW Item Description', 'Dept NUM / DESC', 'Vendor Num', 'Concept', 'US', 'EU', and 'UK'. The table shows one item with the description '5700 Fabric Upholstered' and a status of 'Task Pending'.

OR Partner can go to "ALL SKU PAGE", to find 'Task Pending' under "Important Status"

The screenshot shows the iCw system interface with the 'Task Pending' status selected in the filter dropdown. The 'Task Pending' status is highlighted with a blue box. Below the filter dropdown, there is a table with columns for 'PIM SKU SrcNum / CW Item Description', 'Dept NUM / DESC', 'Vendor Num', 'Concept', 'US', 'EU', and 'UK'. The table shows one item with the description '5700 Fabric Upholstered' and a status of 'Task Pending'. The first row of the table is highlighted with a blue box.

2. Select the SKU to acknowledge

Partner Acknowledges and
Submits Request for Quote to Lab

icw

All SKU Task List Test Matrix

SKU / US • AT_0223_T1 • AT_0223_T1
Vendor Num & Desc: 6273 004a82eb9f3f65 | Dept Num & Desc: 5700 Fabric Upholstered
Collection: MICROMAX DOWN-ALTERNATIVE | Frame: DUVET | Color Code: WHT | Size: TDLR | Concept: Core

Task SKU Detail Supplier Log

US Task Pending
CW Item Description: AT_0223_T1
Validity Date: N/A

Active Cancelled

AT_0223_T1
Export Market: US

SKU Grouping Report & Result Test Matrix Detail Task Log

SKU Grouping - Related Handle Prime
Grouping Comment:
N/A

VIEW SKU RELATIONSHIP

START ACKNOWLEDGE & QUOTE

Testing Level	Handle Prime SKU	Tested Test Matrix	Submission No	Task No	Result / Status	Lab
Analytical	PRIME AT_0223_T1	US - Baby & Child - Toddler Bed		W24085176	Task Pending ●	N/A
	CURRENT AT_0223_T1					
Flammability	PRIME AT_0223_T1	US - Baby & Child - Toddler Bed		W24085176	Task Pending ●	N/A
	CURRENT AT_0223_T1					
Labeling and Product Information	PRIME AT_0223_T1	US - Baby & Child - Toddler Bed		W24085176	Task Pending ●	N/A
	CURRENT AT_0223_T1					
Performance and Construction	PRIME AT_0223_T1	US - Baby & Child - Toddler Bed		W24085176	Task Pending ●	N/A
	CURRENT AT_0223_T1					

Chat with us



NEXT → Upload Document when applicable > Select CONTINUE

ICW TIPS: HOW TO GET THE MOST ACCURATE TESTING QUOTES IN ICW
Get the most accurate quotes from your preferred Labs in the iCW Testing Platform by uploading as many product images as possible, existing or valid test reports, Bill of Materials (BOM), Specifications and Drawings, and Self Declarations when applicable.

← Acknowledge & Quote | Step :1 Upload Document ×

Upload Document

1. Product Photo

Drag and drop an image file here or click

2. Compliance Documents / Valid Test Reports

*Need to be within 12 months of issue date, COC for RSL

☒ Applicable ☐ Not applicable

UPLOAD

Remark

Please enter remark here

3. RH approved Self-Declarations

*Creosote, TSCA Title VI, Asbestos

☒ Applicable ☐ Not applicable

UPLOAD

4. All applicable labelling

*UPC, general warnings, GPSD

☒ Applicable ☐ Not applicable

UPLOAD

5. Product/Specs

☒ Applicable ☐ Not applicable

UPLOAD

6. BOM

☒ Applicable ☐ Not applicable

UPLOAD

CONTINUE

Partner Acknowledges and Submits Request for Quote to Lab

Note: Including a photo of the product is **mandatory**.



Acknowledge & Quote | Step 2: Factory Details

Factory Details List

NEW FACTORY DETAILS

Factory A (Code: N/A) EDIT DELETE

☐ Contact Person
Contact Person Email
Contact Person Phone Number
Address

Factory B (Code: N/A) EDIT DELETE

☐ Contact Person
Contact Person Email
Contact Person Phone Number
Address

CONTINUE

Create Factory Info

Factory Company Name

Factory Location

Factory Address

Factory Address (in Local Language)

Factory Country Factory City

Fill in factory country Fill in factory city

Contact Person Information

Contact Person Name

Contact Person Email Contact Person Phone Number

CANCEL **CREATE**

Partner Acknowledges and
Submits Request for Quote to Lab

Next → First time iCW users will be
directed to this page to create a factory
profile

NOTE: Established Partners will have the
option to add more factories and select
from a drop-down list, the next time they
login



Partner Acknowledges and
Submits Request for Quote to Lab

Select Lab

1. Selecting Testing Level

Testing level

Analytic / Flammability / Labelling / Performance

2. Selecting Testing Laboratory

*Please select at least 1 Lab

UL	Lab 1	<input type="checkbox"/> UL - USA Rogers AR (Hardlines) <input type="checkbox"/> UL VS <input type="checkbox"/> UL Shenzhen <input type="checkbox"/> UL Guangzhou <input type="checkbox"/> UL Nansha <input type="checkbox"/> UL Holland <input type="checkbox"/> UL Shanghai <input type="checkbox"/> UL Shanghai <input type="checkbox"/> UL Admin <input type="checkbox"/> UL Ho Chi Minh City <input type="checkbox"/> UL Shanghai <input type="checkbox"/> UL Gurgaon
TUV SUD	Lab 2	<input type="checkbox"/> TUV SUD Vietnam <input type="checkbox"/> TUV SUD Shanghai <input type="checkbox"/> TUV SUD Shenzhen <input type="checkbox"/> TUV SUD Italy <input type="checkbox"/> TUV SUD US <input type="checkbox"/> TUV SUD India

RH pre assigns testing level. Skip this step and go directly to **Select Testing Laboratory**.

If you choose only one lab or to skip quote, go straight to page 17 and submit Test Request Form (TRF). Otherwise, follow the instructions to :

- Select Labs
- Choose, "No, I need a quotation".
- Provide Billing Information (next slide)
- Wait for Quote (next slide)

Do You Wish to Skip Quote? (Please Select)

Since you have only chosen 1 lab, did you intend to skip quote?

- ☐ Skip Quote
- ☐ No, I need a quotation

CANCEL

CONFIRM



Fill Billing Information

1. Invoice Detail

2. Billing Detail

Billing Company Name

1. Invoice Detail

USD

RMB

HKD

EUR

Billing Address

Billing Contact Person Name

Contact Person Email

Contact Person Phone Number

CONTINUE

Partner Acknowledges and
Submits Request for Quote to Lab

Next → Provide Billing Information and
CONTINUE

icw. All SKU Task List Test Matrix

Dept Num & Desc Vendor Export Market Concept Search Keywords SEARCH

★ Important Status More Status

Reset All Filters Rows per page: 10 Showing items 1-10 of 16

Task No.	PIM SKU SlnNum / CW Item Description	Testing Country	Testing Level Result	Progress	LAB
S22000031	PROMISE 123456 test	QC	✓ Q ✓ C	Waiting for Lab Quote	N/A

More Status

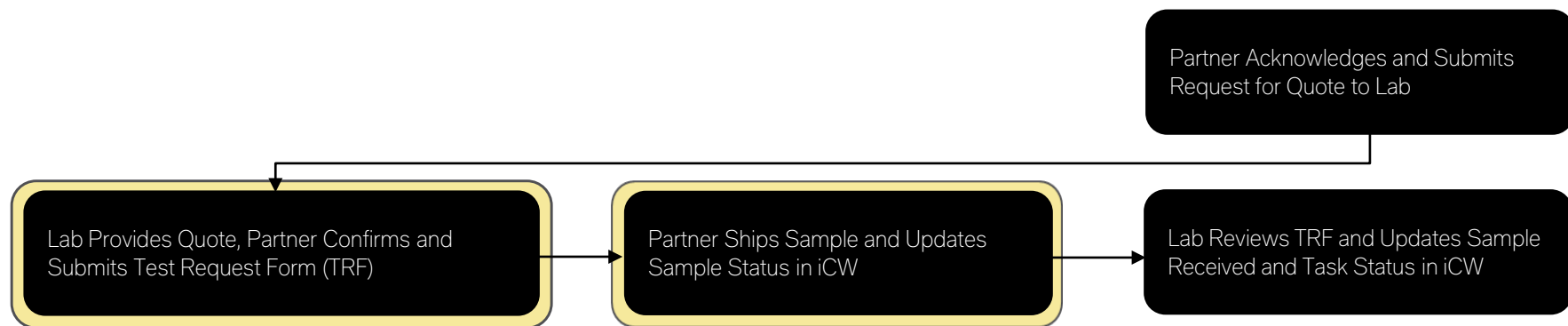
- Waiting for lab quote (4)
- Test in progress (4)
- Pending (4)
- Sample Sent (4)
- In progress - Update result & reports (4)
- Completed (4)
- Completed - Conditional approved (4)
- CAP pending approval (4)
- CAP approved (4)
- Cancelled (4)

Test Task is now created and can be
found in "TASK LIST PAGE" with Status
"Waiting for Lab Quote".

Select **More Status** → "Waiting for lab
quote" to view all related test tasks.



THE NEXT 3 PAGES ARE THE STEP-BY-STEP INSTRUCTIONS TO CONFIRM QUOTE, SUBMIT TRF AND SHIP SAMPLE



VIEW AND ACCEPT QUOTE

Lab Provides Quote, Partner
Confirms and Submits Test
Request Form (TRF)

In "TASK LIST PAGE" → Select
Important Status > Quote available >
Select task to continue

NEXT GO TO THE **QUOTATION** TAB
→ View the quotation by expanding it and
select **ACCEPT QUOTATION**

(Task List page)

Select **Important Status > Quote available.**
Select specific task to continue.

Task No.	PIM SKU / Item Description	Testing Country	Testing Level Result	Progress	LAB
522000031	123456 test	QC	✓ 0 ✓ 0	Quote Available	

View the quotation by expanding it and select **ACCEPT QUOTATION.**

Quotations	Task	SKU Detail	Supplier	SKU Grouping	Test Matrix	Log
Lab A pending						
Lab B pending						

FILL IN TEST REPORT FORM

Lab Provides Quote, Partner
Confirms and Submits Test
Request Form (TRF)

Next → Fill in TRF and
CONTINUE

Update TRF | Step 1 : Fill TRF Detail

Fill in TRF Information to Confirm Quote

Product / Sample		Product Name		Vendor Style Number	
Product SKU number		Collection	Dept	Procurement Entity	
Product Properties		Test sample nature:		Finished good Component Please select	
Are you the manufacturer?		Yes No Please select		Please select	
Sample Completion Date		Please fill in			
Is the product or product components designed and declared to resist heat, grease, stains, water, and/or oil?		Yes No			
Are you or any of your sub-suppliers, up to and including your raw materials sub-suppliers, intentionally adding PFAS?		Yes No Please fill in			
<small>*NOTE TO PARTNER: If the responses to both questions are "YES", DO NOT continue with your submission and contact the Compliance Leader.*</small>					
Vendor Information					
Vendor ID					
Vendor Company Name					
Address					
Test Request Information					
Test Program					
Retest		Original Test Report Number			
Is it a kid's product?		Is it a Toy?		Is it a Child Care Article?	
Yes No Please select		Yes No Please select		Yes No Please select	
Bill to Information					
Company Name					
Address					
Email Address					
Contact Person					
Billing Phone					
Testing PO Detail					
Testing PO Number					
Lab Information					
Service Requested		Please fill in			
Testing Facility		Selected lab & location			
<small>*Subject to additional service charge as outlined in corresponding lab's manual ^Actual TAT (Turnaround Time) given by laboratory(s) shall prevail.</small>					
<small>Note *IMPORTANT NOTE: All Baby & Child and Teen items MUST have a passing test report before the PO(s) can ship.</small>					
I will not ship the product without a passing test report.					
Yes Please select					
CONTINUE					

To download the TRF, go to the "Task List" page and click the document title.

icw All SKU Task List Test Matrix

SKU / UK • 602470WHT • TYE BTFLY MONGL SLIP •

Vendor Num & Desc: 1111 RH Requestor Vendor Org | Dept Num & Desc: 8000 BCT FURNITURE

Collection: TYE | Frame: CHAIR | Color Code: WHT | Size: N/A | Concept: N/A

Task	SKU Detail	Supplier & Factory	Lab	SKU Grouping	Invoices
TYE BTFLY MONGL SLIP					
Export Market: UK					
Task No: S23045254					
Status: Quote Confirmed					
Test Matrix					
Country - Brand - Category		UK - Baby & Child - All Textiles			
Task Information					
TRF:		RH_EXPORT_TRF_TEMPLATE.DOCX		EDIT	

iCW Tips: TRF will only be visible to view after a quote is confirmed and TRF is submitted. To view the testing requested for a specific task in Task List Page, click on the Task and Select the Test Matrix Tab.

SAMPLE SUBMISSION

Partner Ships Sample and
Updates Sample Status in iCW

Select Important Status>Quote Confirmed.

icw. All SKUs Task List Task Matrix

Dept Num & Desc Vendor Export Market Concept Search

Important Status More Status

Sample No.	Sample Name / Description	Vendor Name / Code	Sample Type	Being Shipped	Being Shipped	Progress
1234567	Sample 1	Vendor 1	Sample Type	Yes	Yes	Quote Confirmed
7654321	Sample 2	Vendor 2	Sample Type	Yes	Yes	Quote Confirmed

Important Status More Status

- Quote available (4)
- Quote confirmed (4)
- Sample received (4)
- Completed - Fail (4)
- Reject - Request CAP (4)
- Reject - Re-upload report (4)
- CAP rejected (4)

Select UPDATE in Sample.

icw. All SKUs Task List Task Matrix

SKU / US - 0824/T10 - KAVNI WL SLK 9X12 IVRY- Vendor Num & Desc: 0091 APOLLO ARTS AND CRAFTS | Dept Num & Desc: 8200 RCT DECOR | Collection: KAVNI HAND-KNOTTED WOOL & SILK RUG | Frame: HAND-KNOTTED | Color Code: IVRY | Size: N/A | Concept: Core

Task SKU Detail Sample Supplier & Factory Invoices

SampleDetails

Test Sample Nature
Finished good

Sample Completion Date
25/Aug/2022

Sample Submitter UPDATE

Sample Submitter Contact Name
N/A

Sample Submitter Phone
N/A

Tracking number / AWS number
N/A

THIS STEP IS
REQUIRED FOR ALL
PARTNERS

In "TASK LIST PAGE" → Select Important
Status > Quote Confirmed

Select UPDATE in SAMPLE TAB

Provide ALL Sample Submitter details
→ Select CONTINUE.

**Provide Sample Submitter details.
Select CONTINUE.**

Sample Submitter Update | Step 1: Enter Sample Submitter Details

Please Enter Sample Submitter Details

Sample Submitter Details

Sample Submitter Contact Name

Sample Submitter Email

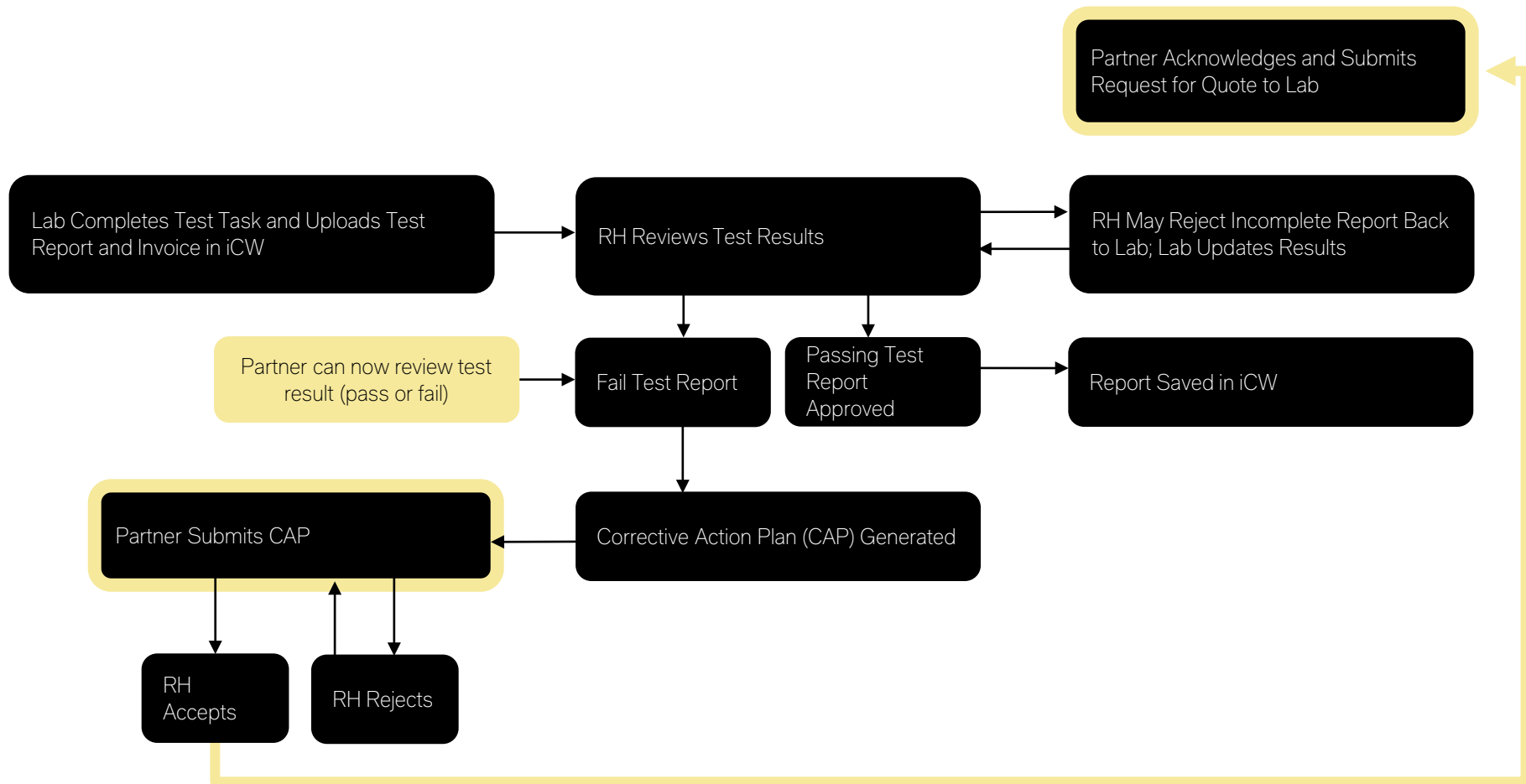
Sample Submitter Phone

Sample Tracking No.

AWS Number / Tracking Number

CONTINUE

THE NEXT 2 PAGES ARE THE STEP-BY-STEP INSTRUCTIONS TO REVIEW TEST RESULTS & SUBMIT A CORRECTIVE ACTION PLAN (CAP)



REVIEWING TEST RESULTS

WHAT HAPPENS AFTER TESTING IS COMPLETED AND THE LAB UPLOADS THE REPORTS INTO ICW?

RH reviews test results submitted by labs in iCW

Safety and Compliance failures must be addressed through corrective action followed by retesting

Failures must be addressed and receive passing test results prior to shipping

Quality failures must either be addressed through corrective action or waived by RH Quality team

Only quality failures can be waived

If it's a PASS,

it is then saved and the status will now be
"COMPLETED APPROVE"

Or

"COMPLETED-CONDITIONALLY APPROVED"
in iCW

Note: All passing QC tasks will only say "COMPLETED"

If it's a FAIL,

RH will conditionally approve the
results;

OR

Partner will have to follow steps to
submit a Corrective Action Plan.
Follow the flow on the next page.

CAP SUBMISSION & RETEST

Partner Submits CAP

(All SKU page)

Select Important Status>Rejected-Request CAP or Important Status>CAP Rejected.
Select specific task to continue.

Task	Task List	Task Matrix
Task Pending (2)		
Task Pending (Retest) (1)		
Completed - Fail (2)		
Rejected - Request CAP (1)		
Rejected - Update Report (1)		
CAP Rejected (1)		

Select Rejected-Request CAP to view Approval Details. Select Submit CAP.

Test Item	Result	Report	Test Date	Tested By	Tested Date
Test Item 1	Pass	10/01/2023	10/01/2023	Tested By 1	10/01/2023
Test Item 2	Fail	10/01/2023	10/01/2023	Tested By 2	10/01/2023

Fill in CAP and Submit.

In "ALL SKU PAGE" → Select Important Status > Rejected- Request CAP or Important Status > CAP Rejected > Select Task

Next → Fill in the Corrective Action Form and Click Submit

(All SKU page)

Select Important Status>Task Pending - Retest.
Select specific task to continue.

Task	Task List	Task Matrix
Task Pending (4)		
Task Pending (Retest) (4)		
Complete - Fail (4)		
Rejected - Request CAP (4)		
CAP rejected (4)		
Rejected - Re-approval report (4)		

Note:

Follow steps of **ACKNOWLEDGE & QUOTE** illustrated above to initiate / skip quotation for retest.

After RH Approved the Corrective Action Plan, Partner shall continue with retesting.

In "ALL SKU PAGE" → Select Important Status > Task Pending – Retest > Select Task and Follow the instruction as if it's a new test request starting on page 9 – Acknowledge & Quote.

REQUEST ADDITIONAL QUOTES

MORE TIPS ON HOW TO

icw All SKU Task List Test Matrix

SKU / US • Case 3/4/5_T1 • Case 3/4/5 - O case •
Vendor Num & Desc: | Dept Num & Desc: 4200 GARDEN & ACCESSORIES
Collection: MICROMAX DOWN-ALTERNATIVE | Frame: DUVET | Color Code: WHT | Size: TDLR | Concept: Teen

Quotations Task SKU Detail Supplier & Factory SKU Grouping Test Matrix Log

Selected Labs

MTS Hong Kong

+ ADD LAB

In "TASK LIST PAGE" → Select Important Status > Waiting for Lab Quote > Select task to continue

NEXT GO TO THE **QUOTATION** TAB
→ Under Selected Labs, click +ADD LAB (black button)

***Note:** You cannot select +ADD LAB to request more quotations once the task's status is "quote confirmed"

Repeat Steps on pages 10 – 13

CANCEL A TASK

In "TASK LIST PAGE" → Select task to be cancelled > Actions > Cancel Task

icw All SKU Task List Test Matrix

SKU / EU • Test_1219_7 • LUILOR LRG DIAMOND 13X21 •
Vendor Num & Desc: 6273 YATI OVERSEAS | Dept Num & Desc: 5700 Fabric Upholstered
Collection: LUILOR ITALIAN RAVELLO PILLOW COLLECTION | Frame: G579 | Color Code: Black | Size: N/A | Concept: Core

Quotations Task SKU Detail Supplier & Factory Lab SKU Grouping Invoices Test Matrix Sample Log

LUILOR LRG DIAMOND 13X21
Export Market: EU
Task No: S23042173
Status: Quote Confirmed

Actions
Cancel Task

Repeat Steps on pages 9 – 13

VIEW & EXPORT TEST MATRIX

MORE TIPS ON HOW TO

To VIEW a SKU's chosen test matrix:

SKU / US • Test_1228_22 • LUILOR LRG DIAMOND 13X21
Vendor Num & Desc: | Dept Num & Desc: 6200 DINING TABLES
Collection: LUILOR ITALIAN RAVELLO PILLOW COLLECTION | Frame: G579 | Color Code: LMCH | Size: N/A | Concept: Baby & Child

Task | SKU Detail | Supplier | Log

US | Task Pending

CW Item Description: LUILOR LRG DIAMOND 13X21
Validity Date: N/A

Active | Cancelled

LUILOR LRG DIAMOND 13X21
Export Market: US

SKU Grouping | Report & Result | **Test Matrix Detail** | Task Log

Rows per page: 20 | Showing items 1-20 of 27

Country	Testing Level	Test Lines Item	Task Description / Criteria
US	Labeling and Product Information	Type of materials (wood, textile, leather, metal, glass, etc.); Visual	Shall meet label claims.
US	Performance and Construction	Adhesive Bonding Strength; H-41003	Items with components that are bonded together using adhesive only shall withstand tensile force that is equivalent to 2x the weight of the component. Any breakage or detachment of the bonded components shall be noted as FAILURE in the test report. Digit image of the failed component shall be attached in the report for client review

In "ALL SKU" Page → Select SKU to be viewed > Task > Chosen Export Market > Test Matrix Detail

To EXPORT a SKU's chosen text matrix:

SKU / EU • Test_1219_7 • LUILOR LRG DIAMOND 13X21
Vendor Num & Desc: 6273 YATI OVERSEAS | Dept Num & Desc: 5700 Fabric Upholstered
Collection: LUILOR ITALIAN RAVELLO PILLOW COLLECTION | Frame: G579 | Color Code: Black | Size: N/A | Concept: Core

Quotations | Task | SKU Detail | Supplier & Factory | Lab | SKU Grouping | Invoices | **Test Matrix** | Sample | Log

Rows per page: 20 | Showing 1 of 1

Country	Testing Level	Test Lines Item	Task Description / Criteria
EU,UK	Labeling and Product Information	(EU) No 1194/2012	LED luminaires and lamps shall comply with the Ecodesign requirements of Commission Regulation (EU) No 1194/2012. Regulation (EU) No 1194/2012
EU,UK	Labeling and Product Information	* EMC Compliance according to EMC Directive 2014/30/EU (if applicable): EN55015, EN61000-3-2, EN61000-3-3, EN61547	The complete product assembly must comply with all relevant requirements of EN55015, EN61000-6-2, EN61000-3-3 and EN61547, including

EXPORT

In "TASK LIST" Page → Select task to be viewed > Test Matrix > click EXPORT

*Note: The test matrix can only be exported once the "Acknowledge and Quote" process has been completed