

QUICK START USER GUIDE - Laboratory

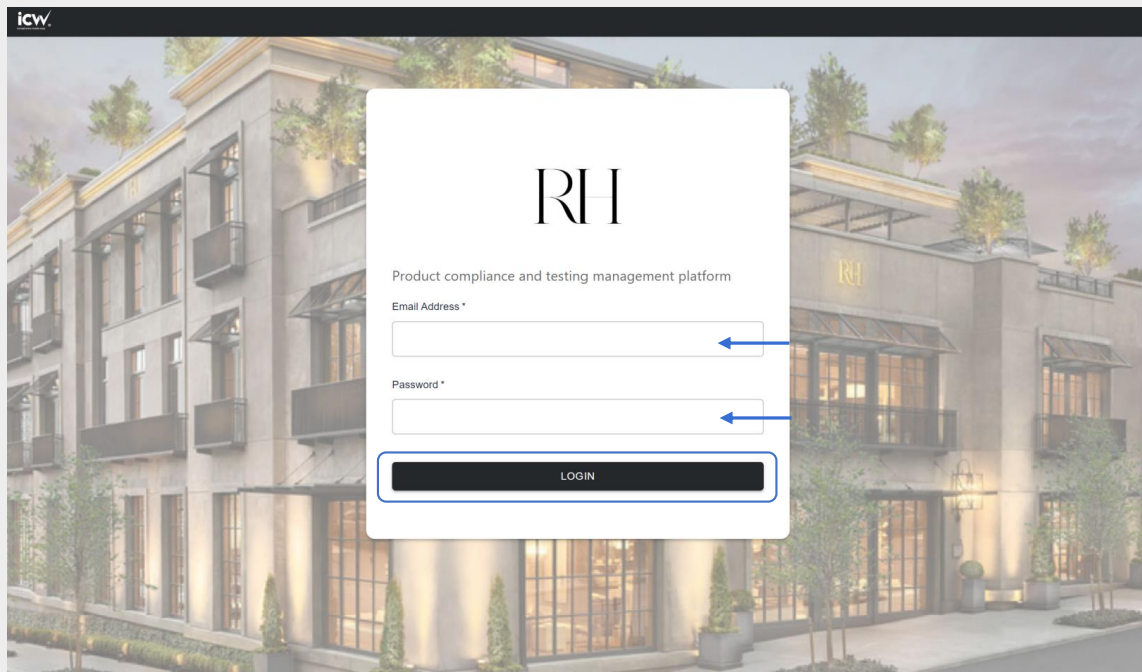
Product Compliance and Testing Management Platform

INTERNATIONAL COMPLIANCE WORKSHOP | RH
QUICK START USER GUIDE_V7

1 Table of Contents

2	Login	2
3	Make a quote	3
4	Update Task Status: Samples Received	4
5	Update Task Status: Pending	5
6	Update Task Status: In Progress	6
7	Update Task Status: In Progress – Update Result & Reports	7
8	Update Task Status: Completed	8
9	Retest	9
10	Exceptional Handling	10
11	Lab Admin: Re-Assign Lab Location	12
12	Task Status Overview	13
13	Test Matrix	15
14	Appendix	16

2 Login



icw

RH

Product compliance and testing management platform

Email Address *

Password *

LOGIN

Log in to the platform: rh.icw.io

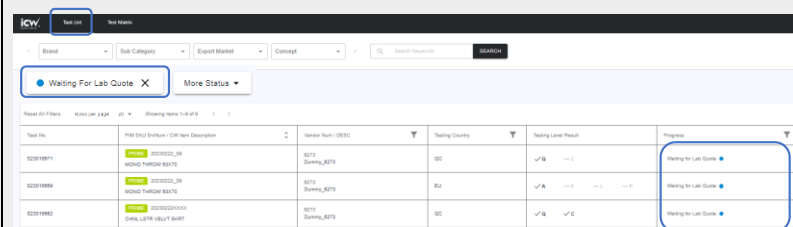
You can now start managing product testing process and view test matrix, with the collaboration of RH, agents, vendors, and authorized laboratories.

1. Enter the **E-mail Address**.
2. Enter the **Password**.
3. Select **LOGIN** button.

3 Make a Quote

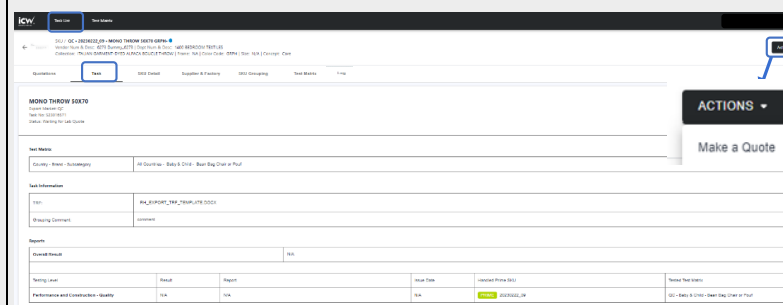
(Task List page)

Select **Important Status**>Waiting for Lab Quote.
Select specific task to continue.



Task No.	Task Description	Vendor Name	Testing Country	Testing Lab Result	Progress
823018871	MONRO THROW 50X70	8273 Summy,8273	SG	✓/B	Waiting for Lab Quote
823018880	MONRO THROW 50X70	8273 Summy,8273	SG	✓/B	Waiting for Lab Quote
823018882	MONRO THROW 50X70	8273 Summy,8273	SG	✓/B	Waiting for Lab Quote

Review task details, Select **Actions**>Make a Quote.
Note: You can export Test Matrix for each task.



MONRO THROW 50X70

Actions: **ACTIONS** (dropdown) | **Make a Quote**

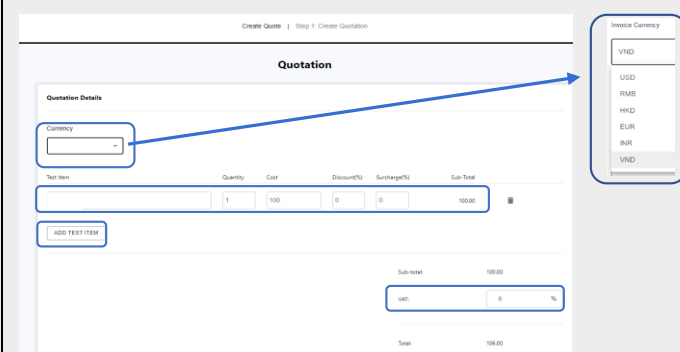
Task Information:

- Task: 823018880
- Vendor: 8273 Summy,8273
- Country: 8273 Summy,8273
- Testing Country: 8273 Summy,8273
- Testing Lab Result: ✓/B

Report:

- Overall Result: N/A
- Testing Lab: 8273 Summy,8273
- Testing Lab Result: ✓/B
- Testing Lab Status: 8273 Summy,8273

Fill in the **Quote**.
Note: You can indicate Discount(%), Surcharge(%) and VAT(%).



Create Quote | Step 1: Create Quotation

Quotation Details

Test Item	Quantity	Cost	Discount(%)	Surcharge(%)	Sub-Total
MONRO THROW 50X70	1	100	0	0	100.00

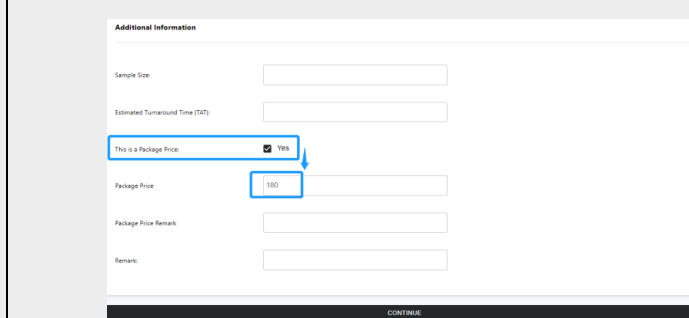
Sub-total: 100.00

VAT: 0 %

Total: 100.00

Invoice Currency: VND

Fill in the **Package Price** if applicable, that will overwrite the calculated Sub-total.
Select **CONTINUE**.



Additional Information

Sample Size:

Estimated Turnaround Time (TAT):

This is a Package Price: ☒ Yes

Package Price:

Package Price Remark:

Remark:

CONTINUE

Commented [A3]: 20230208 Updated image for Tested Test Matrix

Commented [A4]: 20230217 Display SKU Grouping Comment when available.

Commented [A1]: 20230217 Enhanced header filter by adding "search" feature.

Commented [A2]: 20230411 Updated the number of display rows per page in all listing tables

Commented [A5]: 20221205 Added export Test Matrix feature at task

Commented [A6]: 20230411 Enable "Log" in Task List

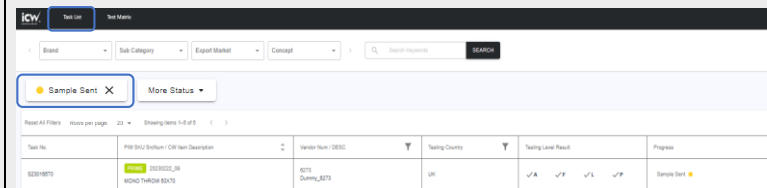
Commented [A7]: 20221205 Added currency INR and VND

Commented [A8]: 20230208 Added Discount(%) and Surcharge(%) in Quotation process with updated note

4 Update Task Status: Samples Received

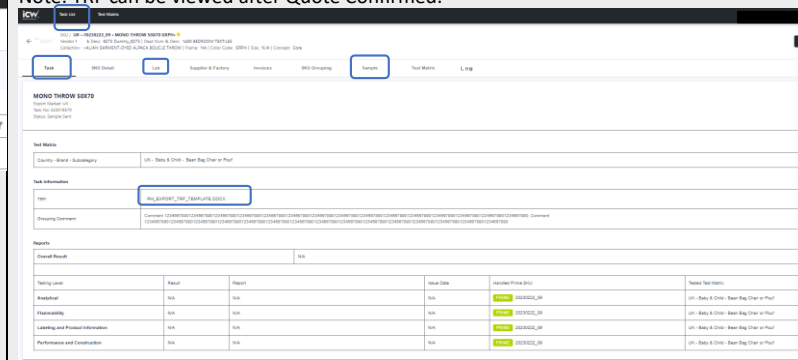
(Task List page)

Select **Important Status**>**Sample sent**.
Select specific task to continue.



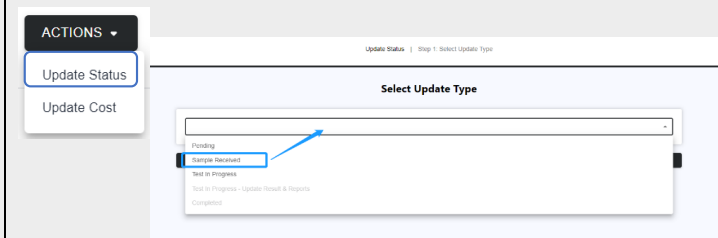
The screenshot shows the 'Task List' page with the 'Sample Sent' status filter selected. The table displays a list of tasks with columns for Task No., Task Name, Version, Testing Country, Testing Lab Result, and Progress. The first task is highlighted.

You can view the TRF and Grouping Comment in Task page.
You can view the Tracking/AWB# and Sample submission details in Sample page.
You can view Lab Details in Lab page after Quote Confirmed.
Note: TRF can be viewed after Quote Confirmed.



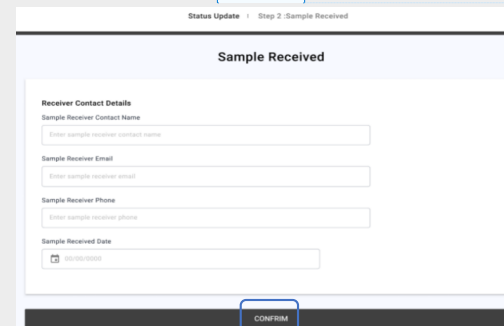
The screenshot shows the 'Task' page for a specific task. It includes fields for Country, Brand, and Supplier & Factory. The 'Task Information' section shows the Task Name and a grouping comment. The 'Report' section shows the Overall Result and a table of test results.

Select **Actions**>**Update Status**.
Select **Sample Received** and **CONTINUE**.



The screenshot shows the 'Update Status' dialog box with the 'Sample Received' option selected. The dialog box also includes an 'Update Cost' button.

Fill in receiver details and select **CONFIRM**.



The screenshot shows the 'Sample Received' form with fields for Receiver Contact Name, Sample Receiver Email, Sample Receiver Phone, and Sample Received Date. A 'CONFIRM' button is at the bottom.

Commented [A9]: 20230217 Display SKU Grouping Comment when available.

Commented [A10R9]: 20230411 Enable "Log" in Task List

Commented [A11]: 20230208 Updated image for Tested Test Matrix

Commented [A12]: 20221205 Added "Lab" page

Commented [A13]: 20230911 User can only select the date from calendar, manual input is disabled.

5 Update Task Status: Pending

(Task List page)

Test Status can be updated to **Pending** before task completion, if required.

Select **Actions>Update Status**.
Select **Pending** and **CONTINUE**.

Update Status | Step 1: Select Update Type

Select Update Type

Pending

Update Request

Test in Progress

Test in Progress - Update Result & Report

Completed

Provide **Pending Reason** and add **Supplementary document** if required.
Select **CONTINUE**.

Update Status | Step 2: Pending Reason

Pending Reason

What is the Pending Reason?

Supplementary document upload (Optional)

UPLOAD

CONTINUE

Pending Reason will be showed in Log when LAB update task status to "Pending" with reason provided.

The screenshot shows the ICW application interface. At the top, there's a header with the ICW logo and a 'Task List' button. Below the header, there's a search bar and a 'Test Matrix' button. The main content area displays a table with the following columns: Task, SKID Detail, Supplier & Factory, Lab, SKID Grouping, Services, Test Matrix, Sample, and Log. The 'Log' column is highlighted with a red box. Below the table, there are filters for 'Status Changes' and 'Acknowledge'.

Task	SKID Detail	Supplier & Factory	Lab	SKID Grouping	Services	Test Matrix	Sample	Log
Action	Field Inspected		Content		Remark			
Status Changes	Status		Frank Gaults Confirmed by Pending		Test pending remark issue			
Acknowledge	WQMB0087		SD464C398		N/A			

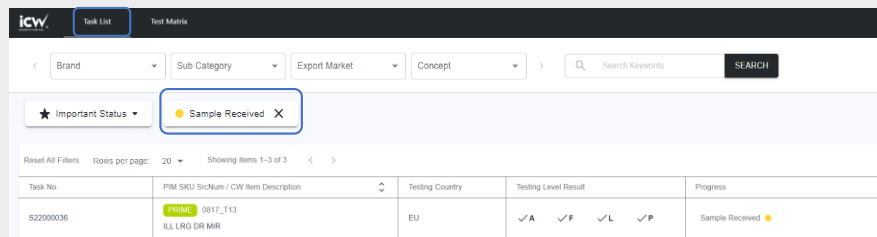
Commented [A14]: 20221205 Replaced "What is pending reason" with "Supplementary document upload (Optional)"

Commented [A15]: 20240501 Pending Reason will be showed in Log when LAB update task status to "Pending" with reason provided.

6 Update Task Status: In Progress

(Task List page)

Select **More Status>Sample received /Pending**.
Select specific task to continue.



icvw Task List Test Matrix

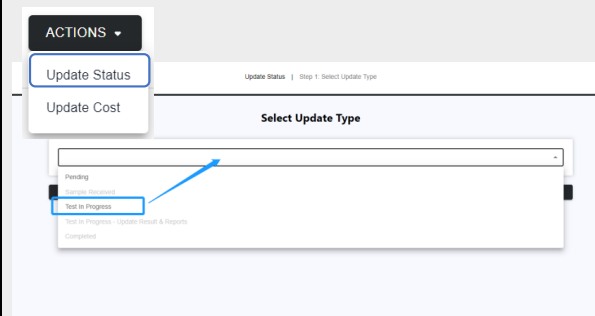
Brand Sub Category Export Market Concept Search Keywords SEARCH

Important Status Sample Received X

Reset All Filters Rows per page: 20 Showing items 1-3 of 3

Task No.	PIM SKU / Item Description	Testing Country	Testing Level Result	Progress
S22000036	PRIME 0817_T13 ILL LRG DR MIR	EU	✓A ✓F ✓L ✓P	Sample Received

Select **Actions>Update Status**.
Select **Test In Progress** and **CONTINUE**.



ACTIONS

Update Status

Update Cost

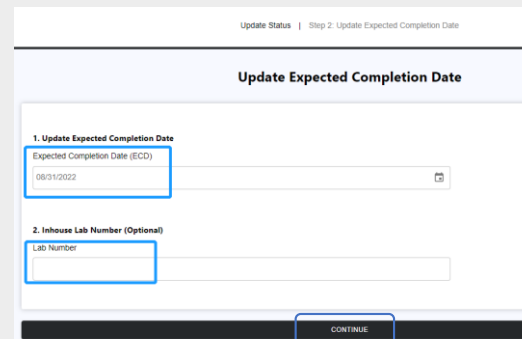
Select Update Type

Pending

Test In Progress

Completed

Provide **ECD and Lab Number (optional)**.
Select **CONTINUE**.



Update Status Step 2: Update Expected Completion Date

Update Expected Completion Date

1. Update Expected Completion Date

Expected Completion Date (ECD)

08/31/2022

2. Inhouse Lab Number (Optional)

Lab Number

CONTINUE

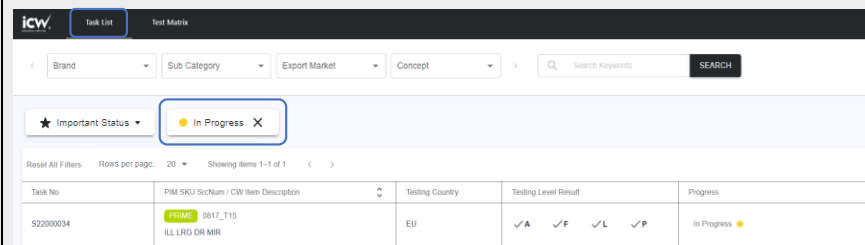
Note: Expected Completion Date (ECD) is mandatory when Lab updates status to "In Progress"

Commented [A16]: 20231009 ECD is mandatory when LAB updated status to "In Progress".

7 Update Task Status: In Progress – Update Result & Reports

(Task List page)

Select **More Status>Test In Progress**.
Select specific task to continue.



icwv Task List

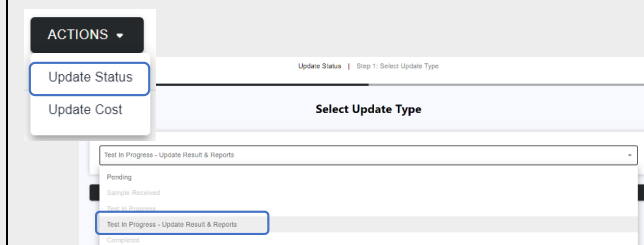
Brand Sub Category Export Market Concept Search Keywords SEARCH

Important Status In Progress X

Reset All Filters Rows per page: 20 Showing Items 1-1 of 1

Task No.	PIM SKU / CW Item Description	Testing Country	Testing Level Result	Progress
S22000034	PIM SKU: 0817_T15 ILLING DR MR	EU	✓A ✓F ✓L ✓P	In Progress

Select **Actions>Update Status**.
Select **Test In Progress – Update Result & Report** and **CONTINUE**.



ACTIONS

Update Status

Update Cost

Select Update Type

Test In Progress - Update Result & Reports

Pending

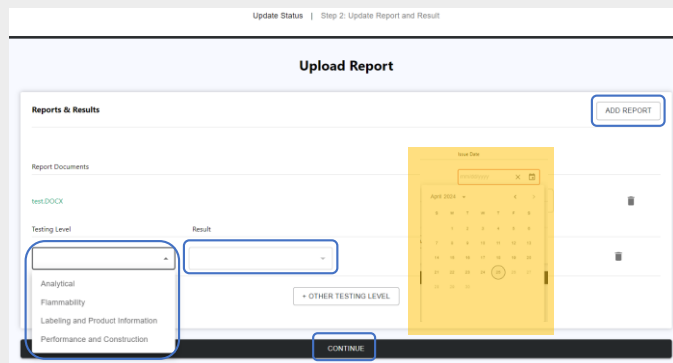
Sample Received

Test In Progress

Test In Progress - Update Result & Reports

Completed

Select **ADD REPORT**.
Fill in **Issue Date**, **Result** by **Testing Level** and **CONTINUE**.



Upload Report

Reports & Results

ADD REPORT

Report Documents

test.DOCX

Testing Level

Analytical

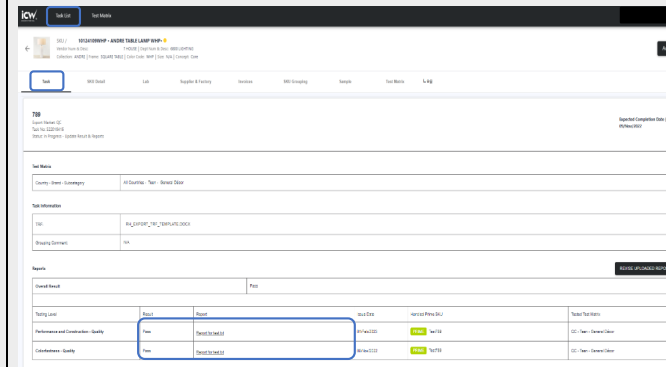
Result

OTHER TESTING LEVEL

CONTINUE

Note:
You can revise report/result before completing test task.
You can input the **Issue Date** from today or before when uploading Reports & Results. Future date is not allowed.

You can view the report and result in **Task**.



icwv Task Details

Task No. S22000034

Task Name: ILLING DR MR

Task Status: Test In Progress

Task Information

Task ID: S22000034

Task Name: ILLING DR MR

Task Description: ILLING DR MR

Task Status: Test In Progress

Task Information

Task ID: S22000034

Task Name: ILLING DR MR

Task Description: ILLING DR MR

Task Status: Test In Progress

Task Information

Task ID: S22000034

Task Name: ILLING DR MR

Task Description: ILLING DR MR

Task Status: Test In Progress

Commented [A18]: 20230208 Updated image for Tested Test Matrix and REVISE UPLOADED REPORT

Commented [A19]: 20230217 Updated image to show Grouping Comment

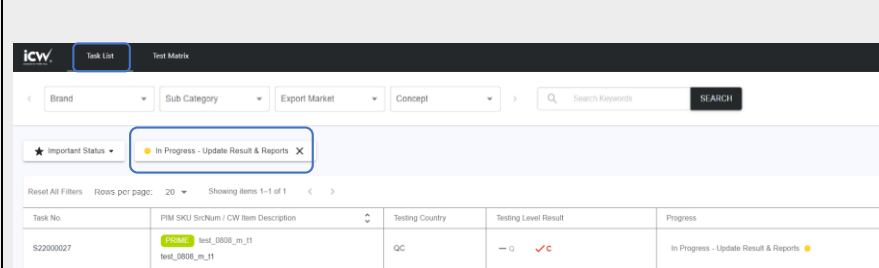
Commented [A20R19]: 20230411 Enable "Log" in Task List

Commented [A17]: 20240501 Lab users can input the **Issue Date** from today or before when uploading Reports & Results. Future date is not allowed.

8 Update Task Status: Completed

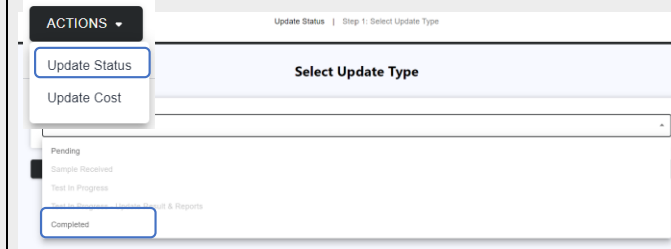
(Task List page)

Select **More Status>In Progress – Update result & reports.**
Select specific task to continue.

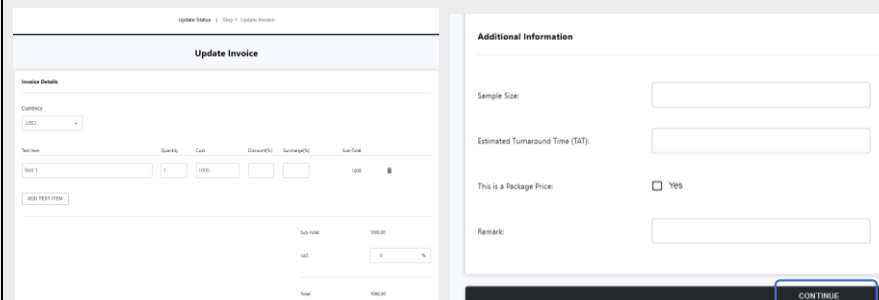


Task No.	PIM SKU S22000027 / CW Item Description	Testing Country	Testing Level Result	Progress
S22000027	test_0808_m_11	QC	— <input checked="" type="checkbox"/>	In Progress - Update Result & Reports

Select **Actions>Update Status.**
Select **Completed.**



Update and Confirm invoice details, select CONTINUE.



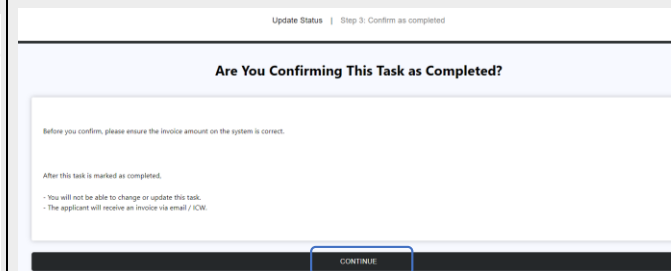
Item	Quantity	Cost	Discount(%)	Surcharge(%)	Sub-Total
Test 1	1	1000			1000

Sub-Total: 1000.00

Tax: 0.00

Total: 1000.00

Select **CONTINUE.**



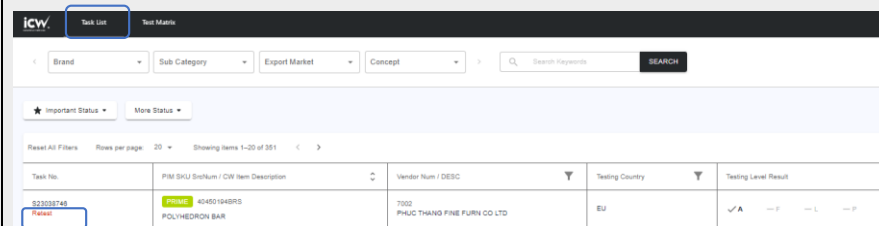
Once the task is completed, RH can make approval.

Commented [A21]: 20230208 Update Discount(%) and Surcharge(%) in Invoices when applicable.

9 Retest

(Task List page)

Retest is shown below Task No. when it is a retest task.



The screenshot shows the icw Task List interface. At the top, there are tabs for 'Task List' and 'Test Matrix'. Below the tabs are filters for Brand, Sub Category, Export Market, and Concept, along with a search bar. A table below shows a list of tasks. The first task is highlighted with a red box around the 'Task No.' column, which contains the value '923030748'. The 'Task No.' column also has a 'Retest' label next to it. The table has columns for Task No., PIM SKU / Item Description, Vendor Name / Desc, Testing Country, and Testing Level Result.

Task No.	PIM SKU / Item Description	Vendor Name / Desc	Testing Country	Testing Level Result
923030748 Retest	404501048RS POLYMERON BAR	7502 PHUC THANG FINE PAPER CO LTD	EU	✓ A

Note: Follow the steps illustrated above depends on the Progress of Test Task.

When quote is required by vendor for retest task:

Progress: Waiting for Lab Quote

Lab can provide the quote to vendor for confirmation.

When quote is skipped by vendor for retest task:

Progress: Sample sent

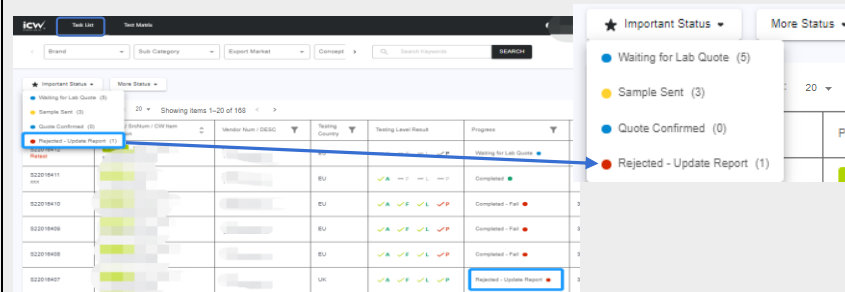
Lab can update the sample receiving status and arrange the retest accordingly.

10 Exceptional Handling

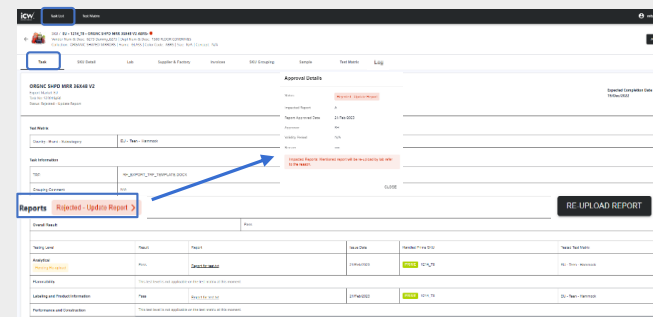
(Task List page)

Update Rejected Report

Select **Important Status>Rejected – Update Report**.
Select specific task to continue.



Select **Rejected-Update Report** to view Approval Details.
Select **RE-UPLOAD REPORT**.

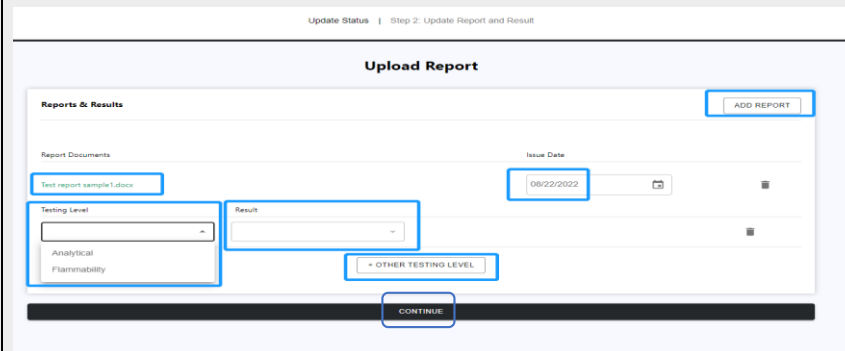


Commented [A22]: 20230217 Updated image to show Grouping Comment

Commented [A23R22]: 20230411 Enable "Log" in Task List

Select **ADD REPORT**.

Fill in required details and **CONTINUE**.

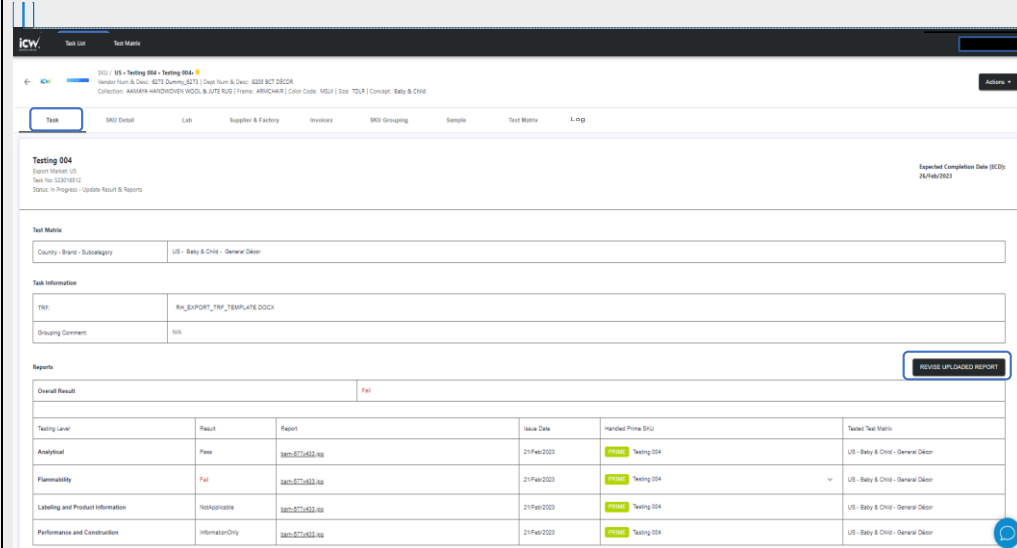


Note:

New uploaded report will replace the previous rejected report.
You cannot revise report after submission unless RH rejects it.

(Continued on next page)

Revise Report



When the task status is **In Progress - Update Result & Reports**, you can revise uploaded report/result before you complete the test task.

Select specific task, select **REVISE UPLOADED REPORT**. Then upload the revise report / result.

Commented [A24]: 20230208 Updated image for Tested Test Matrix

Commented [A25]: 20230217 Updated image to show Grouping Comment

Commented [A26R25]: 20230411 Enable "Log" in Task List

Update Cost when Task Progress is Quote Available:

Select specific task, select **ACTIONS>Make a Quote** in **Task**.
You can review and update previous submitted Quote.

ACTIONS ▾

Make a Quote

Update Cost when Quote is CONFIRMED but Task is not COMPLETED:

Select specific task, select **ACTIONS>Update Cost** in **Task**.
Submitted Quote cannot be updated.
However, you can review and update Invoice directly, you can further review and update the cost before you complete the task.

ACTIONS ▾

Update Status

Update Cost

Update Cost when Task is COMPLETED:

Select specific task, select **ACTIONS>New Invoice** in **Task**.
Submitted Quote and Invoice cannot be updated.
However, you can create additional invoice to debit / credit the invoice amount.

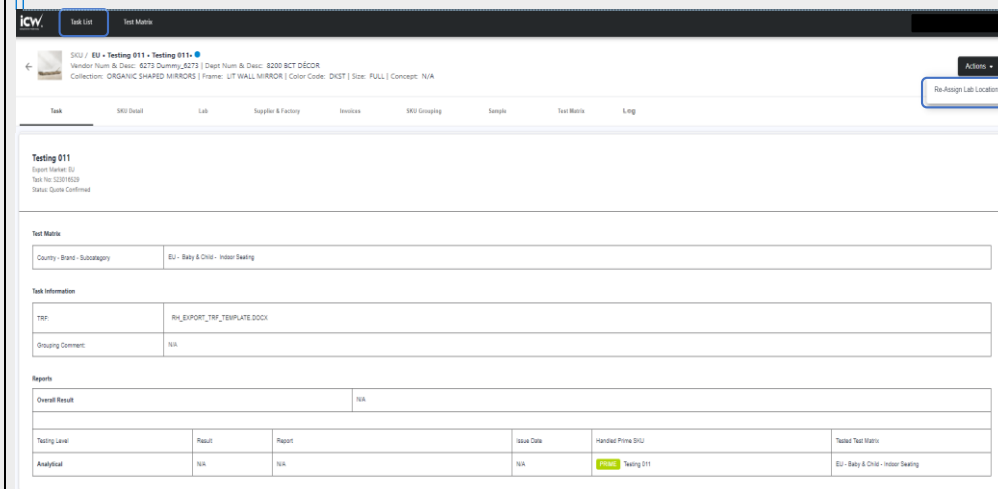
ACTIONS ▾

New Invoice

11 Lab Admin: Re-Assign Lab Location

(Task List page)

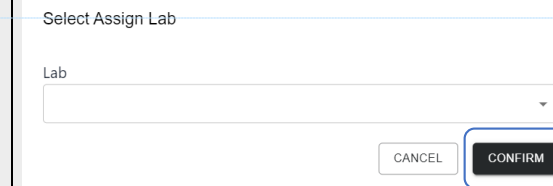
Select specific task to re-assign lab location.
Select **ACTIONS>Re-Assign Lab Location**.



The screenshot shows the icwv Task List page for a specific task. The 'Re-Assign Lab Location' button is highlighted in the top right corner. The task details are as follows:

Task	SKU Detail	Lab	Supplier & Factory	Invoice	SKU Grouping	Sample	Test Matrix	Log												
Testing 011 Report Number: EU Task No: 52301829 Status: Quote Confirmed																				
Test Matrix Country - Brand - Subcategory: EU - Baby & Child - Indoor Seating																				
Task Information TRF: RH_EXPORT_TRF_TEMPLATE.DOCX Grouping Comment: N/A																				
Reports Overall Result: N/A																				
<table border="1"> <thead> <tr> <th>Testing Level</th> <th>Result</th> <th>Report</th> <th>Issue Date</th> <th>Handled Prime SKU</th> <th>Tested Test Matrix</th> </tr> </thead> <tbody> <tr> <td>Analysical</td> <td>N/A</td> <td>N/A</td> <td>N/A</td> <td>Prime Testing 011</td> <td>EU - Baby & Child - Indoor Seating</td> </tr> </tbody> </table>									Testing Level	Result	Report	Issue Date	Handled Prime SKU	Tested Test Matrix	Analysical	N/A	N/A	N/A	Prime Testing 011	EU - Baby & Child - Indoor Seating
Testing Level	Result	Report	Issue Date	Handled Prime SKU	Tested Test Matrix															
Analysical	N/A	N/A	N/A	Prime Testing 011	EU - Baby & Child - Indoor Seating															

Select another **Lab Location** and **CONFIRM**.



The screenshot shows the 'Select Assign Lab' dialog box. It contains a 'Lab' dropdown menu and two buttons: 'CANCEL' and 'CONFIRM'. The 'CONFIRM' button is highlighted.

Note: Lab Admin can re-assign lab location only after quotation is confirmed by vendor.

Commented [A27]: 20230208 Updated image for Tested Test Matrix

Commented [A28]: 20230217 Updated image to show Grouping Comment

Commented [A29R28]: 20230411 Enable "Log" in Task List

12 Task Status Overview

(Task list)

Status	Definition for Prime	Action required from Lab
 CAP Rejected	Buyer reviewed and rejected the CAP submitted by vendor. Waiting for Vendor to revise the CAP and submit again.	
 Rejected - Request CAP	Buyer reviewed and rejected the SKU's report and result. Waiting for vendor to upload CAP.	
 Rejected - Update Report	Buyer reviewed and rejected the SKU's report and result. Waiting for Lab to update the report.	Yes
 Completed - Fail	Lab completed the task with FAIL result.	
 CAP Pending Approval	Vendor submitted the CAP and the CAP is waiting for buyer's approval.	
 Task Pending	The SKU is grouped and assigned as PRIME. Waiting for vendor to acknowledge and open task.	
 Task Pending (Retest)	The SKU walked through the CAP flow and has a retest test request. Waiting for vendor to acknowledge and open task.	
 Waiting for Lab Quote	The task is waiting for lab to advise the quote.	Yes
 Quote Available	Lab provided the quote to vendor.	
 Quote Confirmed	Vendor confirmed the quote OR Vendor skipped the quote process.	Yes
 Sample Sent	Vendor sent the sample and advised the sample sending information	Yes
 Sample Received	Lab received the sample and advised the sample receiver information	Yes
 Pending	The task is pended by lab.	Yes
 In Progress	The testing is undergoing in lab.	Yes
 In Progress - Update Result and Reports	Lab uploaded the report and result.	Yes
 Completed	Lab completed the task with PASS result.	
 Completed - Conditional approved	The Prime SKU and all linked Prime SKU are conditionally approved. Ready to ship now.	
 Completed - Approved	The Prime SKU and all linked Prime SKU are approved. Ready to ship now.	
 Cancelled	The task is cancelled. It is shown in Task level (Task list page).	
 Rejected	Vendor selected another lab to proceed with the testing and rejected the lab's quotation. It is shown in lab UI & Task level only (Task list page).	

Commented [A30]: 20240501 Update the presentation of SKU status priority and definition

(Task list)

icw

Task List

Test Matrix

Brand

Sub Category

Export Market

Concept

Search Keywords

SEARCH

★ Important Status

More Status

Reset All Filters

Rows per page: 100

Showing items 1–100 of 1381

Task No.	PIM SKU / Item Description	Vendor Num / DESC	Testing Country	Testing Level Result	Progress	Requested Date	ECD
Test Retest	PRIME Test_1215_1 LULIOR LRG DIAMOND 13K21	6273 004a82e09e3f65	EU	✓ A ✓ F ✓ L	In Progress	12/Apr/2024	01/Apr/2024
S24042316 Retest	PRIME Test_20231013_1 LULIOR LRG DIAMOND 13K21	6273 004a82e09e3f65	US	— A — F ✓ L	Completed	09/Apr/2024	30/Apr/2024
S24042315	PRIME Test_0329_1111 LULIOR LRG DIAMOND 13K21	6273 004a82e09e3f65	US	— A — F — L	Cancelled	09/Apr/2024	N/A
S24042314 Retest	PRIME Test_20231031_006 LULIOR LRG DIAMOND 13K21	6273 004a82e09e3f65	UK	✓ A — F — L	Waiting for Lab Quote	09/Apr/2024	N/A
S24042311	PRIME 6321_Case 6/7_T2_T Case 6/7 - Q-Q case	6273 004a82e09e3f65	US	✓ A ✓ F — L	In Progress	09/Apr/2024	24/Apr/2024
S24042310	PRIME Test_0329_4 LULIOR LRG DIAMOND 13K21	6273 004a82e09e3f65	EU	— A — F — L	Cancelled	07/Apr/2024	26/Apr/2024
S24042309	PRIME Test_0402_4 LULIOR LRG DIAMOND 13K21	6273 004a82e09e3f65	US	— A — F — L ✓ P	Complete - Approved	07/Apr/2024	22/Apr/2024
S24042308	PRIME Test_0402_3 LULIOR LRG DIAMOND 13K21	6273 004a82e09e3f65	US	✓ A ✓ F ✓ L ✓ P	Complete - Approved	07/Apr/2024	23/Apr/2024
S24042307	PRIME Test_0402_2	6273 004a82e09e3f65	US	✓ A ✓ F ✓ L ✓ P	Cancelled	07/Apr/2024	N/A

Rows per page: 100

Showing items 1–100 of 1381

Test Task is created after vendors acknowledge and quote for Prime SKU.

Each Test Task for one Testing Country for single SKU.

You can view individual **Test Level Result** for each test task for Prime SKU.

- Non-Fail result
- Fail result
- Pending result
- Not requested

You can view the **Progress** for each test task.

You can view **SKU Grouping Comment** (if available) and **TRF** (after Quote Confirmed) for each test task.

You can search in header filter. Vendor Name is sorted in alphabetical order.

You can view the Log for each test task.

You can sort tasks by ECD.

You can view the Validity Period for approved or conditionally approved task for Regulatory test only (US, EU, UK).

Commented [A31]: 20221205 Update from "Pass" to "Non-Fail" result.

Non-Fail covers Pass, Information Only and Not Applicable.

Commented [A32]: 20221205 Updated from "Not applicable" to "Not requested"

Commented [A33]: 20231227 The Approval status: CAP approved / Complete – Approved / Complete – Conditional Approved are reflected in Progress in Task list. The Completed status icon is changed from green to orange.

Commented [A34]: 20230208 Added Vendor Name and Sort Vendor Name in alphabetical order for Vendor Num / DESC table filter.

Commented [A35]: 20230217 Enhanced Header Filter with "search" feature; Add the wording for locating SKU Grouping Comment and TRF

Commented [A36R35]: 20230411 Enable "Log" in Task List

Commented [A37]: 20240501 Sort ECD.

Commented [A38]: 20240501 Validity Period logic update.

13 Test Matrix

(Test Matrix page)

Overview of Test Matrix, where you can view/export the test item details and view the change log.

icw

Task List

Test Matrix

Vendor Num & Desc: 8273 004a82a09f3f65

Dept Num & Desc: 5700 Fabric Upholstered

Collection: MICROMAX DOWN-ALTERNATIVE | Frame: DUVET | Color Code: WHT | Size: TDLR | Concept: Teen

Actions

Task

SKU Detail

Supplier & Factory

Lab

SKU Grouping

Invoices

Test Matrix

Sample

Log

Rows per page: 20

Showing items 1–20 of 168

EXPORT

Test Code	Country	Testing Level	Test Category	Task Description / Criteria
T007708	US	Analytical	RH Restricted Substances List; Allergenic Disperse Dyes. RH Requirement based on DIN 54231	Applicable to Textile and Leather Items. Total Limit = 15 mg/kg. In lieu of testing, RH will accept a Certificate of Compliance
T007709	US	Analytical	RH Restricted Substances List; Carcinogenic Dyes. RH Requirement based on DIN 54231	Applicable to Textile and Leather Items. Total Limit = 15 mg/kg. In lieu of testing, RH will accept a Certificate of Compliance
T007728	US	Analytical	RH Restricted Substances List; Dimethyl Fumarate (DMF). RH Requirement based on EU Directive 2009/25/EC	Applicable to dessicant packs. Total DMF limit = 0.1 mg/kg. In lieu of testing RH will accept a certificate of compliance or 3d party testing report.
T007731	US	Analytical	RH Restricted Substances List; Flame Retardants. Cal Prop 65	Applicable to All products. Tris (1,3-Dichloro-2 Propyl) Phosphate (TDCPP) (Cas No. 13674-87-8); Limit = 25 ppm. In lieu of testing, supplier may provide a certificate of compliance.
T007739	US	Analytical	RH Restricted Substances List; Flame Retardants. EU REACH Regulation EC No 1907/2006 annex XVII and its amendment no 4,7,8 and 45; EC No 850/2004 and its amendments, California Law SB 20 / 25214-10 California Health & Safety Code, EU 2002/95/EC and amendments (RoHS)	Applicable to all products Polybrominated Biphenyls (PBBs) Flame Retardants; Limit = non-detect (BANNED) In lieu of testing, vendor may provide a certificate of compliance
T007769	US	Analytical	RH Restricted Substances List; Flame Retardants. Modified EU REACH Regulation EC No 1907/2006 annex XVII and its amendment no 4,7,8 and 45; EC No 850/2004 and its amendments	Applicable to all products TetraBDE; Limit = 0.001 % by weight HexaBDE; Limit = 0.001 % by weight HeptaBDE; Limit = 0.001 % by weight In lieu of testing, supplier may provide a certificate of compliance.
T007772	US	Analytical	RH Restricted Substances List; Flame Retardants. Various US State laws: WA, NY, CA, CT, MN, IL, ME	Applicable to all products Pentabromodiphenylether (pentaBDE); Limit = non-detect (BANNED) Octabromodiphenylether (octaBDE); Limit = non-detect (BANNED) Decabromodiphenylether (deca BDE); Limit = non-detect (BANNED) In lieu of testing, supplier may provide a certificate of compliance.
T007783	US	Analytical	RH Restricted Substances List; Lead (Pb) in surfaces coatings of NON-childrens products. CPSIA, 16 CFR 1303	Applicable to surfaces coatings on all non-children's products Lead (Pb); Limit = 90 ppm total

Chat with us

Note: Added the **Test Code** for each Test Item in **Task List > Test Matrix**, in line with Test Item Code in **Test Matrix** module.

change log
export

Commented [A39]: 20230208 Added Fabric Program-US Test Matrix

Commented [A40]: 20230214 Added Fabric Program - UK/EU Test Matrix

Commented [A41]: 20221205 Added "Export" test matrix feature

Commented [A42]: 20230911 change wording from Sub-category to Category

Commented [A43]: 20230411 Allow the search of Test Items by Test Code (unique ID generated by system automatically for each Test Item)

Commented [A44]: 20240501 Added test code.

13 Appendix

TRF Template	 RH_EXPORT_TRF_TEMPL ATE.docx
--------------	--

Commented [A45]: 20231227 Adding 2 questions on the TRF.
Added Testing PO Number in the TRF.